

Year 3 Maths Knowledge Organiser – Summer 2



Whittingham Primary Academy
The best in everyone™
Part of United Learning

Key Vocabulary

Face

Edge

Vertices

Side

Vertex

Corner

Angles

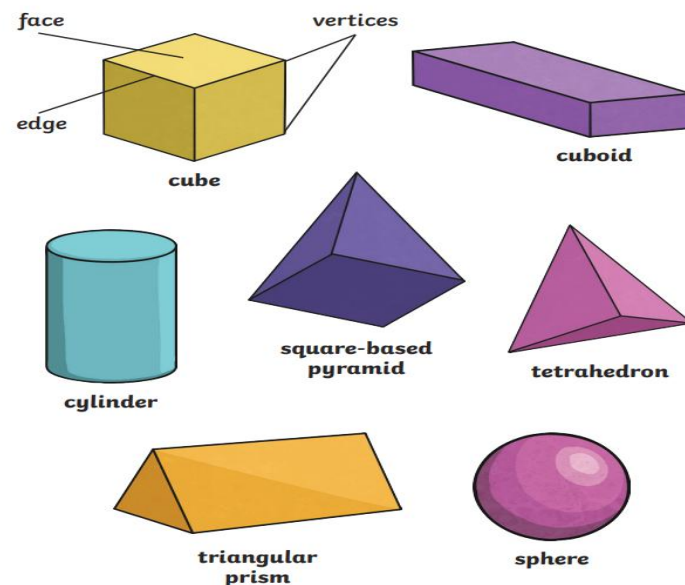
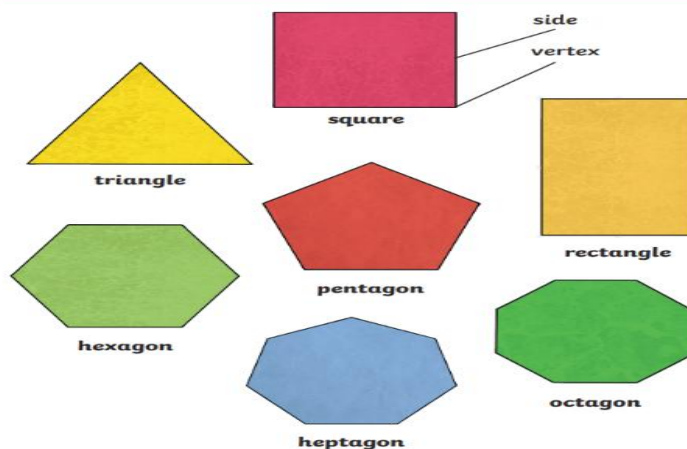
Right Angle

Acute Angle

Obtuse Angle

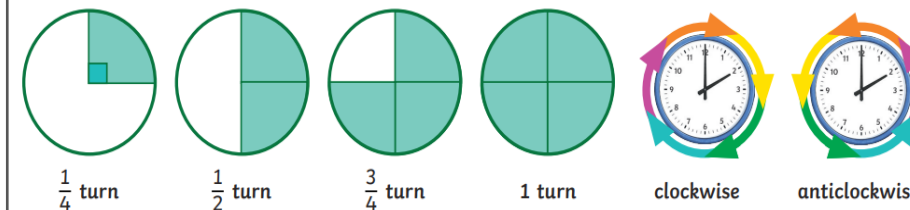
Shape

Recognise and Describe 2D Shapes



Angles

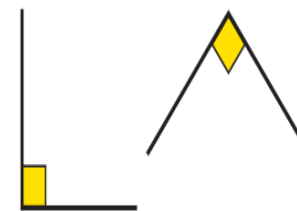
Angles can be used as a description of a turn.



Different Types of Angles

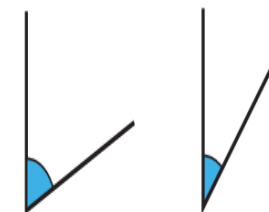
An angle is created when two straight lines meet at a point or intersect.

Right Angle



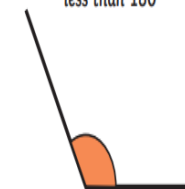
Acute Angle

Less than 90°



Obtuse Angle

Greater than 90° and less than 180°

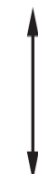


Type of Lines

horizontal



vertical



parallel



perpendicular



Year 3 English Knowledge Organiser - Summer 2




Whittingham Primary Academy
The best in everyone™
Part of United Learning

Core Texts



Izzy Gizmo- Pip Jones



The Day the Crayons Quit – Drew Dewart

Features of Writing to Persuade

Addresses the reader **directly** to grab their attention and to create the illusion of a relationship with the writer.

Use of **rhetorical questions** to force the reader to pause and think.

Opinions supported with **evidence** and examples, balancing personal emotions with facts.

Usually written in the **present** tense, referring to what the reader should do **now**.

Repeated words or phrases for **emphasis**.

A clearly stated aim of what the writer would like the reader to do.

Commands written using **imperative verbs**.

Advertisement

Sick of shaving your face every day?
Then you need the Beard-Tastic!

If you are fed up with the daily chore of trimming your moustache, you need the Beard-Tastic! It will even curl the ends, leaving you looking extra smart.

The Beard-Tastic's comb setting will ensure that your beard stays beautifully groomed, all day long. If you prefer to be clean-shaven, the Beard-Tastic will shave your face without ever leaving a cut or mark. What more could you need?

Warning: every bathroom cupboard are rusty dirty pairs of scissors used a handful of times to hack at a beard. It is **BEARD** time to throw them away and buy something that works!

Buy the Beard-Tastic from any good department store now! For a limited time only the setting price is just £999!

Buy now while stocks last – you don't want to miss out!

To find out more, go to www.beard-tastic.com



The Beard-Tastic has changed my life! Now I finally have the professional barber experience every day, using this amazing invention from the comfort of my own home!



Features of a Letter Writing

'Dear' or 'To' and recipient's name.

Further reasons or explanations given throughout the main body of the letter.

A summarised request stating next steps.

Appropriate sign off using 'Yours sincerely', if the recipient's name is known, or 'Yours faithfully' otherwise.

Name and address of sender.

The date the letter was written.

Name and address of recipient.

An introductory statement that expresses the reason for the letter and draws the reader in.

Example Letter – Miss Daniels

Miss Daniels
Eastly Primary School
Scotland
S34 7UA

Councillor Davidson
MP Office
Edinburgh
Scotland
S75 9SA

Monday 23rd July 2023

Dear Councillor Davidson,

I am writing to you to request that you please change the speed limit outside our primary school.

As you know, there have been many accidents lately and I am concerned for the safety of our children. How would you feel if a child was knocked down by a car because you did not change the speed limit?

The speed limit is currently 30mph. All I would ask is that this is reduced to 20mph. This will not cause anybody to be late for work as it is such a short road.

I know that you care about our children. I look forward to hearing from you.

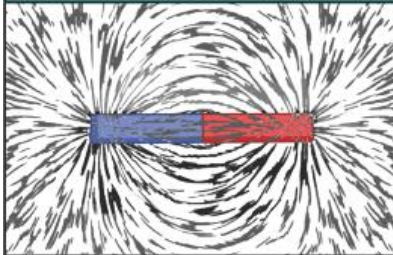

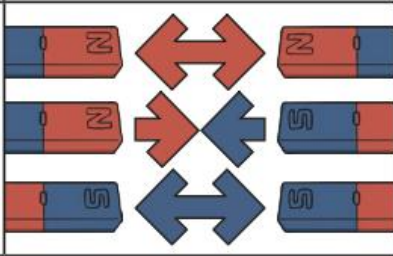
Yours sincerely,
Miss Daniels



Year 3 Science Knowledge Organiser – Summer 2



Whittingham Primary Academy
The best in everyone™
Part of United Learning

Key Vocabulary	
Magnet	An object which produces a magnetic force that pulls certain objects towards it.
Magnetic	Objects which are attracted to a magnet are magnetic. Objects containing iron, nickel or cobalt metals are magnetic.
Magnetic field	The area around a magnet where there is a magnetic force which will pull magnetic objects towards the magnet.
Poles	North and south poles are found at different ends of a magnet.
Repel	Repulsion is a force that pushes objects away. For example, when a north pole is placed near the north pole of another magnet, the two poles repel (push away from each other).
Attract	Attraction is a force that pulls objects together. For example when a north pole is placed near the south pole of another magnet, the two poles attract (pull together).

Key Knowledge		
	Like poles repel . Opposite poles attract .	
A magnetic field is invisible. You can see the magnetic field here though. This is what happens when iron filings are placed on top of a piece of paper with a magnet underneath.		The needle in a compass is a magnet . A compass always points north-south on Earth.

Magnetism	
Magnetic ✓ 	Non-magnetic ✗ 
These objects contain iron, nickel or cobalt. Not all metals are magnetic .	These objects do not contain iron, nickel or cobalt.

